



May 15, 2018































Segment Information)







IFRS

Unit; billions of yen

	FY2016	FY2017	Difference
Petrochemicals & Plastics	22.8	23.0	0.1
Energy & Functional Materials	12.7	13.9	1.2
IT-related Chemicals	31.7	29.6	-2.2
Health & Crop Sciences	16.2	16.2	0.0
Pharmaceuticals	15.5		





IFRS







